



CY 2015 PHYSICAL PLAN

BED No. 2


Department: Department of Justice		Agency/Bureau/Operating Unit: Public Attorney's Office (PAO)					REMARKS/ IMPLEMENTATION	
Key or Major Programs/ Projects	MAJOR FINAL OUTPUTS (MFO)/ Performance Indicators (Pis)	Previous Year Accomplishment (CY 2014)	CY 2015 QUARTERLY TARGETS BY KEY RESULT AREAS (KRAs)					
			Just and Lasting Peace and Rule of Law					
(1)	(2)	(3)	KRA 1				TOTAL	
			1st	2nd	3rd	4th		
Major Final Output: <i>Free Legal Services to Indigent Clients and Other Qualified Persons</i> PI Set 1:	a. Number of cases under management	783,569	197,851	197,851	197,851	197,851	791,405	
	b. Percentage of cases with favorable judgment	72.16 %	72.88%	72.88%	72.88%	72.88%	72.88%	
	c. Percentage of requests for legal assistance/representation acted upon within three working days from the date of request	100%	100%	100%	100%	100%	100%	
	d. Percentage of hearings for which no postponement is sought by the PAO legal representative	99.78%	99.85%	99.85%	99.85%	99.85%	99.85%	
	PI Set 2:							
	a. Number of clients served (non-judicial)	4,893,939	1,235,720	1,235,720	1,235,720	1,235,720	4,942,880	
	b. Number of legal advisories provided	1,839,419	464,453	464,453	464,453	464,453	1,857,812	
	c. Percentage of clients who rated the legal services of PAO as satisfactory or better	99.95%	99.97%	99.97%	99.97%	99.97%	99.97%	
	d. Percentage of requests for assistance that are acted upon within two (2) hours	100%	100%	100%	100%	100%	100%	
		1,508,521/1,508,521	380,902/380,902	380,902/380,902	380,902/380,902	380,902/380,902	1,523,608/1,523,608	

Prepared by:

CATALINA N. NOLINEZ
 Legal Assistant II

Noted by:

ATTY. JOHN PHILIP L. REYES
 Officer-in-Charge
 Field Operations & Statistics Service

Noted by:

RANILO P. REGINO
 Director II
 Financial Planning and Management Service

Recommended by:

HON. PERSIDA V. RUEDA-ACOSTA
 Chief Public Attorney
 Public Attorney's Office

